

**MAKING VIDEO COMPANY PROFILE AS A PROMOTIONAL MEDIA
FOR DAPUR BU AJI**

UNDERGRADUATE THESIS



written by

Latifaestrelita Indi Pramesti Aji


15.62.0055

**BACHELOR DEGREE
STUDY OF INFORMATION SYSTEM
FACULTY OF COMPUTER SCIENCE
UNIVERSITY OF AMIKOM YOGYAKARTA
YOGYAKARTA
2019**

**MAKING VIDEO COMPANY PROFILE AS A PROMOTIONAL MEDIA
FOR DAPUR BU AJI**

UNDERGRADUATE THESIS

submitted to the Faculty of Computer Science University of Amikom Yogyakarta
as a partial fulfillment of the requirement for Bachelor Degree



written by

Latifaestrelita Indi Pramesti Aji

15.62.0055

**BACHELOR DEGREE
STUDY OF INFORMATION SYSTEM
FACULTY OF COMPUTER SCIENCE
UNIVERSITY OF AMIKOM YOGYAKARTA
YOGYAKARTA
2019**

APPROVAL

THESIS

**MAKING VIDEO COMPANY PROFILE
AS A PROMOTIONAL MEDIA FOR DAPUR BU AJI**

prepared and compiled by

Latifaestrelita Indi Pramesti Aji

15.62.0055

has been approved by the Thesis Supervisor

on July 4th 2019

Supervisor,



M. Rudyanto Arief, S. T, M. T

NIK. 190302098

ATTESTATION

THESIS

**MAKING VIDEO COMPANY PROFILE
AS A PROMOTIONAL MEDIA FOR DAPUR BU AJI**

prepared and compiled by

Latifaestrelita Indi Pramesti Aji

15.62.0055

has been maintained in front of Board of Examiners
on July 22, 2019

Board of Examiners

Examiners

M. Rudyanto Arief, S.T, M.T
NIK. 190302098

Bhanu Sri Nugraha, M. Kom
NIK. 190302164


Barka Satya, M. Kom
NIK. 190302126

Signature



This thesis has been accepted as one of the requirements
to obtain a Bachelor of Computer degree
on August 8th, 2019

DEAN OF THE FACULTY OF COMPUTER SCIENCE



Krisnawati, S.Si, M.T.
NIK. 190302038

STATEMENT

I, the undersigned, hereby declare that, this thesis is my own (ORIGINAL) work, and the contents of this thesis do not have works submitted by others to obtain an academic degree at any higher education institution, and as long as my knowledge is not works or opinions that have been written and / or published by others, except those written in this text and mentioned in the bibliography.

Everything related to the manuscript and the work that has been made is my personal responsibility.

Yogyakarta, 07 July 2019




Latifaestrelita Indi Pramesti Aji

NIM. 15.62.0055

MOTTO

“Keep putting out good. It will come back to you tenfold in unexpected ways.”

(Farrah Gray)

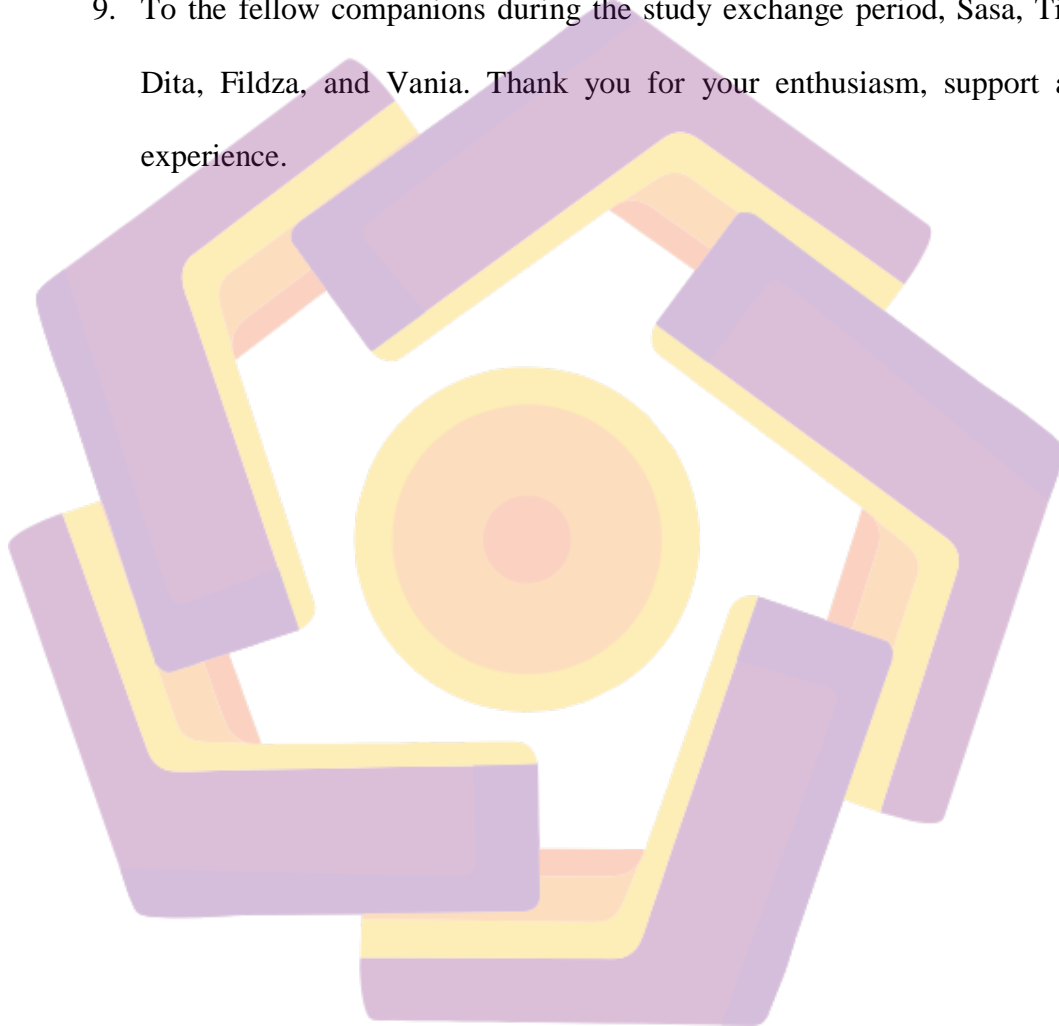


DEDICATION

I thank Allah God Almighty for giving His blessings, mercy, and guidance because only upon His permission and His grace this thesis can be completed. On this occasion, I would like to thank and present this thesis to:

1. Allah SWT, because only with His permission, this thesis can be completed.
2. For my beloved parents, who always educates, give their unlimited love and also unlimited prayers.
3. My three younger siblings, Puruhito Kasyfurrochman Putranda Aji, Becdivanto Trianjas Hutomo Aji and Elleanor Zafira Khansa Aji, who always support and encourage the author.
4. To Ahmad Faiz Misbakhul Ulum, an amazing partner. Thank you for always being there, thank you for the presence and the time given, and thank you for not giving up on everything.
5. Brothers and sisters in Keluarga Cendana, thank you for all the constructive, supportive and encouraging criticisms and suggestions that you all have given. Hopefully our friendship can be maintained well and continue to grow older together over time.
6. To my best friends, Rindana Zulfasari, Shaza Nur Iman, Puput, Lismaya Nilan, Aurelia Ulvi, Meika Dwi, Lyla Sabine, Popo Sajead, Andan, and Cintya.

7. For class of 15-BCIS-01 and all 2015 compatriots who have given encouragement and support.
8. For the CC Team and Amikom Yogyakarta's Public Relations Division, thank you for your valuable support and experience.
9. To the fellow companions during the study exchange period, Sasa, Tika, Dita, Fildza, and Vania. Thank you for your enthusiasm, support and experience.



FOREWORD

Praise to the presence of Allah SWT who always bestows His mercy and blessings on each of His servants and does not forget to pray, and also pray and greetings to the lord of our great Prophet, Prophet Muhammad SAW.

With the completion of this thesis entitled “Making Video Company Profile as a Promotional Media at Dapur Bu Aji”, the author would like to thank:

1. Mr. Prof. Dr. M. Suyanto, MM, as the Chancellor of Amikom University of Yogyakarta.
2. Mrs. Krisnawati, S. Si, MT, as the Dean of the Faculty of Computer Science and Chairwoman of the Information System Study Program.
3. Mr. M. Rudyanto Arief, S. T, M. T, as Supervisor.
4. Beloved parents, dearest brothers, and friends.
5. The author’s biggest thanks to all those who have helped in completing this thesis that cannot be mentioned one by one.

Finally, the author would like to thank all those who have helped and the author hopes that this thesis can be useful for all of us and become one of the materials in the world of Education.

Yogyakarta, 7 July 2019

Author

TABLE OF CONTENTS

COVER	i
APPROVAL	ii
ATTESTATION	iii
STATEMENT	iv
MOTTO	v
DEDICATION	vi
FOREWORD	viii
TABLE OF CONTENTS	ix
TABLE OF TABLES	xiii
TABLE OF FIGURES	xv
ABSTRACT	xvii
CHAPTER I INTRODUCTION	1
1.1 Background	1
1.2 Problem Analysis	3
1.3 Problem Limitations	3
1.4 Purpose and Objectives of Research	3
1.5 Benefits of research	4
1.6 Research Methods	5
1.6.1 Methods of collecting data	5
1.6.2 Analysis Method	5
1.6.3 Multimedia System Development Method	6
1.7 Systematics of Writing	8
CHAPTER II THEORETICAL BASIS	10

2.1	Literature review	10
2.2	Basic Concept of Multimedia.....	11
2.2.1	The Definition of Multimedia.....	11
2.2.2	The Importance of Multimedia	11
2.2.3	Types of Multimedia.....	12
2.2.4	Multimedia Elements	12
2.3	Company Profile	16
2.3.1	The Definition of Company Profile	16
2.4	Media Promotion.....	17
2.4.1	The Definition of Promotional Media.....	17
2.4.2	Promotional Media Objectives	18
2.5	Analytical Method.....	18
2.5.1	SWOT Analysis	18
2.5.2	<i>Strengths</i>	18
2.5.3	<i>Weakness</i>	19
2.5.4	<i>Opportunities</i>	19
2.5.5	<i>Threats</i>	19
2.6	Requirements Analysis.....	19
2.6.1	Functional Requirements	19
2.6.2	Nonfunctional Requirements	20
2.7	Videography	20
2.8	Live Shoot Techniques.....	21
2.9	Slow Motion Techniques	21
2.10	Types of Image Captures (Camera Angles and Shots).....	21
2.11	System Development Method	27

2.12	Testing.....	30
2.13	Distribution and Implementation Method.....	31
CHAPTER III ANALYSIS AND DESIGN		32
3.1	General Review	32
3.1.1	Dapur Bu Aji's Profile	32
3.1.2	Analysis of Ongoing Media Information.....	33
3.1.3	Identification of Problems.....	39
3.1.4	System Analysis.....	40
3.1.5	SWOT Analysis	40
3.1.6	Problem Analysis Results	49
3.1.7	Applicable Solution	50
3.1.8	Selected Solution	50
3.1.9	Requirements Analysis	51
3.2	<i>Concept</i>	53
3.3	<i>Design</i>	55
3.3.1	Schedule Compilation	55
3.3.2	Script.....	58
3.3.3	Storyboard.....	63
CHAPTER IV IMPLEMENTATION AND DISCUSSION		79
4.1	<i>Material Collecting</i>	79
4.1.1	Equipments	79
4.1.2	Preparation	79
4.1.3	Shooting	81
4.1.4	Dubbing.....	95
4.1.5	Additional Assets	95

4.2	<i>Assembly</i>	96
4.2.1	File Management	96
4.2.2	<i>Compositing</i>	97
4.2.3	<i>Editing</i>	98
4.2.4	<i>Rendering</i>	101
4.3	<i>Testing</i>	102
4.4	<i>Distribution and Implementation</i>	103
CHAPTER V CLOSING		102
5.1	Conclusion.....	102
5.2	Suggestions.....	105
REFERENCES		104
ATTACHMENTS.....		108

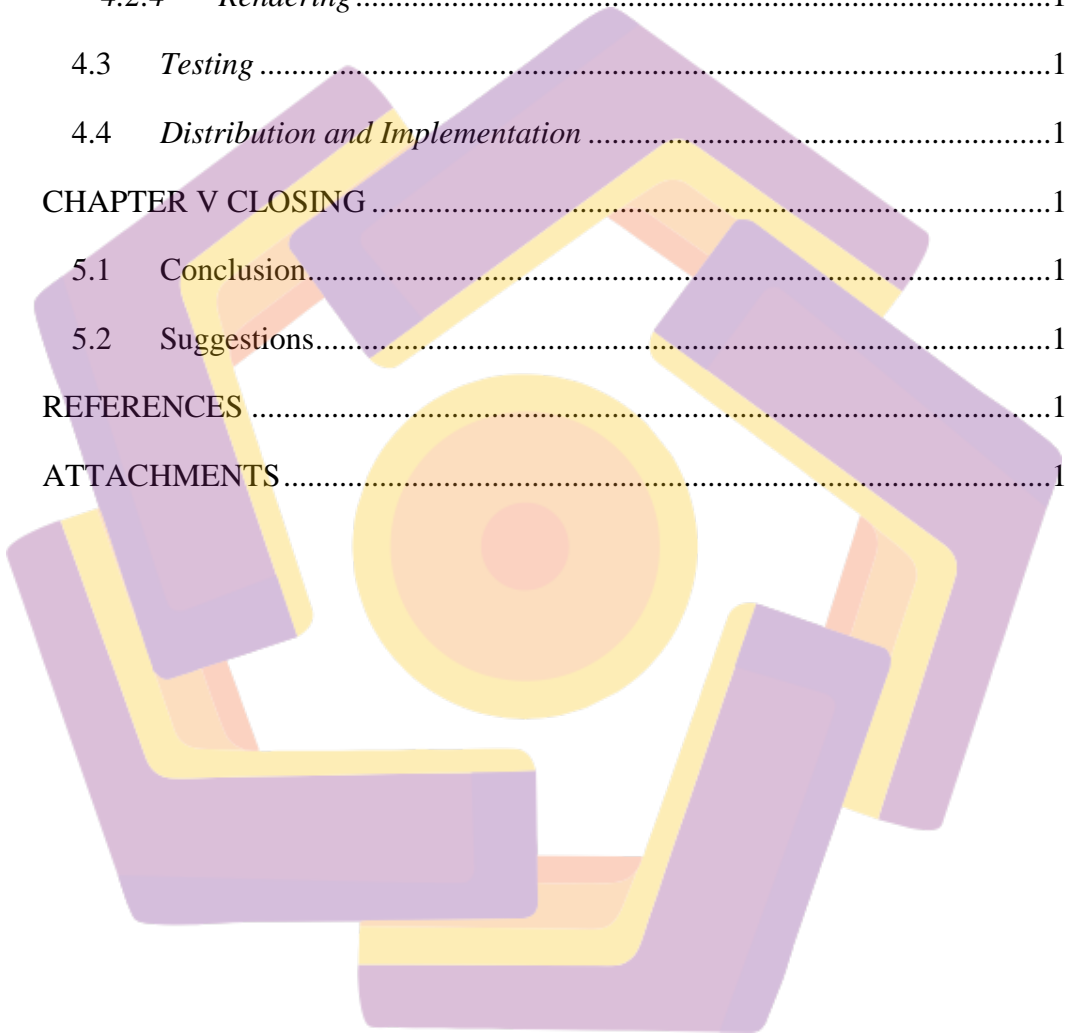


TABLE OF TABLES

Table 3. 1 SWOT Matrix	45
Table 3. 2 SWOT Analytic Analysis Results.....	49
Table 3. 3 Hardware.....	52
Table 3. 4 Software	53
Table 3. 5 Video Company Profile Concept.....	54
Table 3. 6 Compiling Schedule.....	56
Table 3. 7 Storyboard.....	64
Table 3. 8 (continued from Storyboard 3.7).....	65
Table 3. 9 (continued from Storyboard 3.9).....	66
Table 3. 10 (continued from Storyboard 3.9).....	67
Table 3. 11 (continued from Storyboard 3.9).....	68
Table 3. 12 (continued from Storyboard 3.11).....	69
Table 3. 13 (continued from Storyboard 3.12).....	70
Table 3. 14 (continued from Storyboard 3.13).....	71
Table 3. 15 (continued from Storyboard 3.14).....	72
Table 3. 16 (continued from Storyboard 3.15).....	73
Table 3. 17 (continued from Storyboard 3.16).....	74
Table 3. 18 (continued from Storyboard 3.17).....	75
Table 3. 19 (continued from Storyboard 3.18).....	76
Table 3. 20 (continued from Storyboard 3.19).....	77
Table 4. 1 Comparison between Storyboard and Image Capturing Results	82
Table 4. 2 (continued from storyboard 4.1)	83

Table 4. 3 (continued from storyboard 4.2)	84
Table 4. 4 (continued from storyboard 4.3)	86
Table 4. 5 (continued from storyboard 4.4)	87
Table 4. 6 (continued from storyboard 4.5)	88
Table 4. 7 (continued from storyboard 4.6)	89
Table 4. 8 (continued from storyboard 4.7)	90
Table 4. 9 (continued from storyboard 4.8)	91
Table 4. 10 (continued from storyboard 4.9)	92
Table 4. 11 (continued from storyboard 4.10)	93
Table 4. 12 (continued from storyboard 4.11)	94
Table 4. 13 (continued from storyboard 4.12)	95
Table 4. 14 Table of Functional Requirements	102

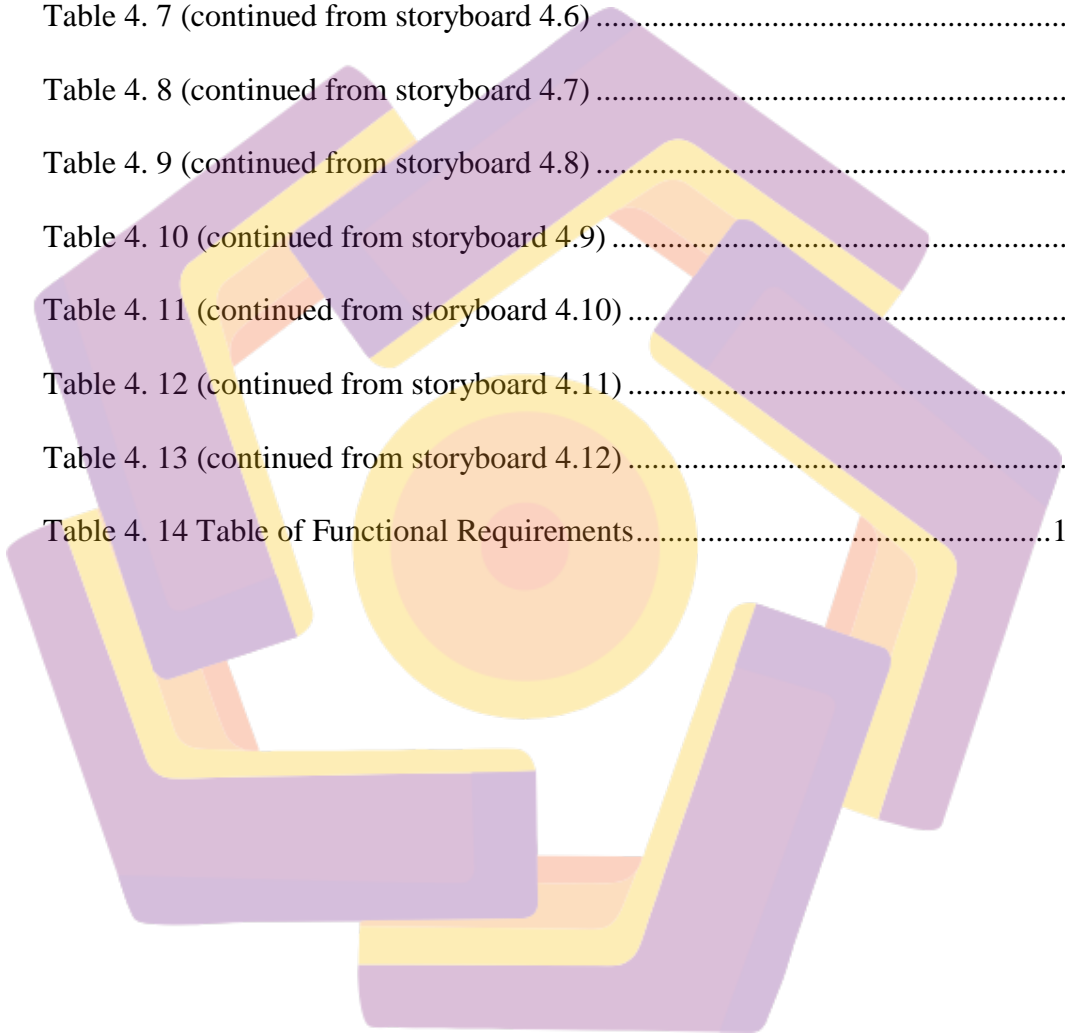


TABLE OF FIGURES

Figure 1. 1 Diagram Multimedia Development Life Cycle (MDLC).....	6
Figure 2. 1 Multimedia Elements.....	13
Figure 2. 2 Long Shot	22
Figure 2. 3 Medium Shot	23
Figure 2. 4 Close Up	24
Figure 2. 5 Medium Close Up.....	25
Figure 2. 6 Big Close Up	26
Figure 2. 7 Knee Shot	27
Figure 3. 1 Logo of Dapur Bu Aji Yogyakarta.....	32
Figure 3. 2 Dapur Bu Aji's Brochure.....	34
Figure 3. 3 Dapur Bu Aji's Instagram	35
Figure 3. 4 Dapur Bu Aji's Twitter.....	36
Figure 4. 1 Two-point lighting setup example.....	79
Figure 4. 2 Camera Setup.....	80
Figure 4. 3 In-camera setting	81
Figure 4. 4 Asset File Download Process	96
Figure 4. 5 File Management in Windows Explorer.....	96
Figure 4. 6 Import Results in Adobe Premiere Pro CC 2017	97
Figure 4. 7 Compositing Process	98
Figure 4. 8 Color Correction Process.....	99
Figure 4. 9 Audio Cut Process	99
Figure 4. 10 Volume Synchronization	100

Figure 4. 11 Re-Interpret Frame Rate100

Figure 4. 12 Modify Frame Rate.....101

Figure 4. 13 Rendering Process102

Figure 4. 14 Uploading Process103

Figure 4. 15 Implementation Results104

