

**THE APPLICATION OF NODE STRATEGY TECHNIQUES IN
LIVE SHOOT VIDEO FOR THE EFFECT OF SUMMER TO
AUTUMN**

UNDERGRADUATE THESIS



arranged by

Burhanudin Yusuf

14.62.0018

**UNDERGRADUATE PROGRAM
BACHELOR OF INFORMATION SYSTEM
FACULTY OF COMPUTER SCIENCE
UNIVERSITY OF AMIKOM YOGYAKARTA
YOGYAKARTA
2019**

**THE APPLICATION OF NODE STRATEGY TECHNIQUES IN LIVE
SHOOT VIDEO FOR THE EFFECT OF SUMMER TO AUTUMN**

UNDERGRADUATE THESIS

to meet most of requirements of achieving a Bachelor's degree
Study Program Information System



arranged by

Burhanudin Yusuf

14.62.0018

**UNDERGRADUATE PROGRAM
BACHELOR OF INFORMATION SYSTEM
FACULTY OF COMPUTER SCIENCE
UNIVERSITY OF AMIKOM YOGYAKARTA
YOGYAKARTA
2019**

APPROVAL

UNDERGRADUATE THESIS

**THE APPLICATION OF NODE STRATEGY TECHNIQUES IN LIVE
SHOOT VIDEO FOR THE EFFECT OF SUMMER TO AUTUMN**

prepared and arranged by

Burhanudin Yusuf
14.62.0018

was approved by the Undergraduate Thesis Supervisor
at the date of 23 Agustus 2019

Supervisor,



Tonny Hidayat, M.Kom.
NIK. 190302182

LEGALIZATION

UNDERGRADUATE THESIS

THE APPLICATION OF NODE STRATEGY TECHNIQUES IN LIVE SHOOT VIDEO FOR THE EFFECT OF SUMMER TO AUTUMN

prepared and submitted by

Burhanudin Yusuf

14.62.0019

has been maintained in front of the Board of Examiners
on 20 August 2019

Composition of the Board of Examiners


Examiners

Tonny Hidayat, M.Kom.
NIK. 190302182

Agus Fatkhurohman, M.Kom.
NIK. 190302249

Wiwi Widayani, M.Kom.
NIK. 190302272

Signature



This bachelor thesis has been accepted as one of the requirements to achieve of
Bachelor degree in Computer
20 August 2019

DEAN FACULTY OF COMPUTER SCIENCE



Krisnawati, S.Si, MT
NIK. 190302038

STATEMENT

I undersigned declare that this ungraduated thesis is my own work (ORIGINAL), and the content in this thesis does not contain any work ever submitted by others to obtain an academic degree at any higher education institution, and as far as I know, there are no works or opinions ever written and or published by others, except those referred in this text and mentioned in the bibliography. Everything associated with the script and the work that has been made is to be my personal responsibility.


Yogyakarta, August 25 2019



Burhanudin Yusuf
NIM. 14.62.0018

MOTTO

“Good luck, have fun”



DEDICATION

Praise the author of Allah SWT for all his graces and guidance, so that I can complete this thesis. This thesis is dedicated by the author to :

1. Allah SWT for His grace and guidance so that this thesis can be completed.
2. Both parents that I love. Which always gives prayer, encouragement, life lessons, and affection.
3. Mr. Tonny Hidayat, M.Kom as a supervisor who has guided me.
4. My best friend who helped and encouraged me to complete this thesis: Milawati Hartono, Rumini, Imam Aminudin, Nanda Nugraha, Winda Sekar Dewi.
5. Amikom's Public Relations Friends who provide assistance and enthusiasm to complete this thesis: Mr. Fadya, Ms. Rona, Ms. Devi, etc. who cannot be mentioned one by one.
6. The best place to finish the thesis, Kopi Sepakat.

INTRODUCTION

Praise and praise the authors offer to Allah SWT who has given a lot of grace, guidance and strength so that the author can complete this thesis. Do not forget the prayer and greetings of the author presented to the lord of the people namely the Prophet Muhammad, who has spread the religion of Islam so that the writer and all Muslims can feel the beauty of Islam.

Finally, my thesis can be finished well. I have finished this thesis to the maximum thanks to the cooperation and assistance of various parties. Therefore, I would like to express my gratitude to all those who have contributed maximally in the completion of this thesis.

Beyond that, the writer as an ordinary human being fully aware that there are still many shortcomings in writing this paper, both in terms of grammar, sentence structure and content. Therefore, with all humility, I as a composer accept all constructive criticism and suggestions from readers. Hopefully this thesis can be used as a benefit for the reader.

Yogyakarta, August 25 2019

Burhanudin Yusuf

TABLE OF CONTENT

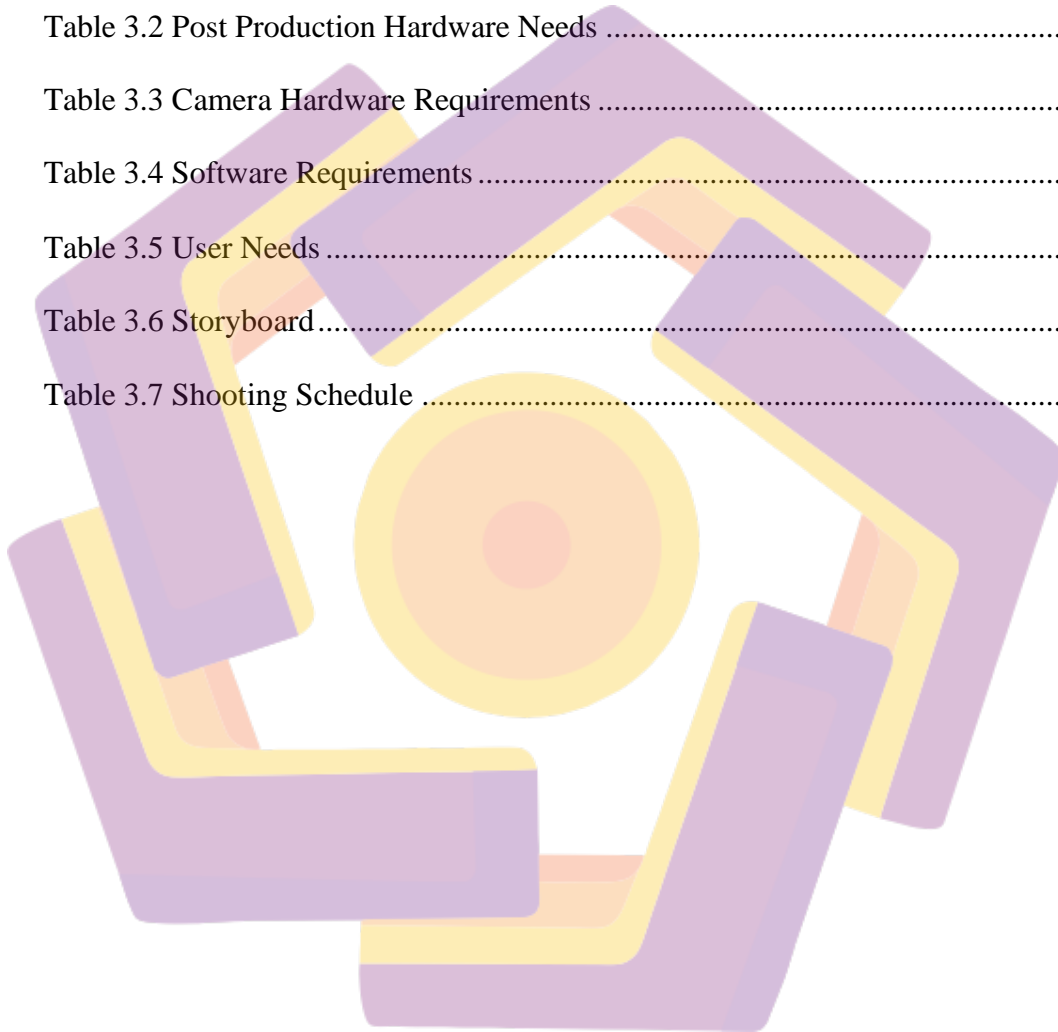
TITLE.....	i
APPROVAL.....	iii
LEGALIZATION	iv
STATEMENT.....	v
MOTTO	vi
DEDICATION.....	vii
INTRODUCTION.....	viii
TABLE OF CONTENT.....	ix
LIST OF TABLES	xii
LIST OF FIGURES	xiii
ABSTRACT.....	xvi
CHAPTER I INTRODUCTION.....	1
1.1. Background	1
1.2. Problem Statement	2
1.3. Scope of Problem	2
1.4. Purpose and Objective	2
1.5. Benefits of Research	2
1.6. Research Methods	3
1.6.1. Methods of Collecting Data	3
1.6.2. Methode of Analysis	4
1.6.3. Design Method.....	4
1.7. Writing System	5

CHAPTER II LITERATURE RESEARCH	7
2.1. Related Research	7
2.2. Color Theory	8
2.2.1. Hue	9
2.2.2. Saturation	10
2.2.3. Color Temperature	11
2.2.4. Color at Verious Times	12
2.2.5. Color at Various Places	13
2.2.6. Light	14
2.3. Color Correction	14
2.3.1. Maintain Material To Meet Broadcast Standards	15
2.3.2. Maintaining Light Consistency in a Video	16
2.3.3. Keep the White Balance to Stay Neutral	17
2.4. Color Grading	18
2.4.1. Color Grading for Skin Tone	18
2.4.2. Color Grading for Landscape	20
CHAPTER III RESEARCH AND METODOLOGY	23
3.1. General Review	23
3.1.1. Node Strategy	24
3.1.2. Camera Sensor	25
3.2. References Analysis	26
3.2.1. Color Correction and Color Grading on Taken Movies... ..	26

3.2.2. Color Correction and Color Grading on 2002's Video Clip from Anne Marie.....	27
3.3. Need Analysis	28
3.3.1. Functional Requirements Analysis	28
3.3.2. Non Functional Requirements Analysis	30
3.3.3. Production Needs	33
CHAPTER IV RESULTS AND DISCUSSION.....	39
4.1. Production	39
4.1.1. Video Shooting	40
4.2. Post Production	40
4.2.1. Editing.....	40
CHAPTER V DISCUSSION.....	66
5.1. Conclusion	66
5.2. Suggestion.....	66
BIBLIOGRAPHY.....	68

LIST OF TABLES

Table 2.1	Subject Problem Achievement Method	8
Table 3.1	Condition or Scenario	29
Table 3.2	Post Production Hardware Needs	31
Table 3.3	Camera Hardware Requirements	32
Table 3.4	Software Requirements	32
Table 3.5	User Needs	33
Table 3.6	Storyboard.....	34
Table 3.7	Shooting Schedule	38



LIST OF FIGURES

Picture 3.1 Process of Node Strategy, Color Correction and Color Grading in one video footage.....	24
Picture 3.2 Comparison of images produced between APS-C and Full Frame	25
Picture 3.3 Comparison of crop factor in Full Frame and APS-C.....	26
Picture 3.4 Trailer Taken Movie	27
Picture 3.5 Trailer 2002's Music Video from Anne Marie.....	28
Picture 4.1 Production Flow.....	39
Picture 4.2 S-Log Footage	40
Picture 4.3 Editing process at Adobe Premier CC 2019	41
Picture 4.4 Import XML.....	42
Picture 4.5 Node.....	43
Picture 4.6 Monochrome Setting	43
Picture 4.7 Curves	44
Picture 4.8 Diagram Parade Scope.....	44
Picture 4.9 RGB Mixer	45
Picture 4.10 Finishing Exposure	45
Picture 4.11 Toning Node	46
Picture 4.12 Color Wheel.....	47
Picture 4.13 Result of toning using Color Wheel	47
Picture 4.14 Comparison of the results	47
Picture 4.15 Grab Still.....	48

Picture 4.16 Example of Grab Still	48
Picture 4.17 How to use Grab	49
Picture 4.18 Backlight and Sidelight.....	49
Picture 4.19 Comparison Diagram Waveform Scopes	50
Picture 4.20 Waveform after making changes	50
Picture 4.21 Four sample light conditions on the object.....	51
Picture 4.22 Creating new group.....	52
Picture 4.23 Group Post-Clip	52
Picture 4.24 Qualifier	53
Picture 4.25 Selected skin tones.....	53
Picture 4.26 Circle Window.....	54
Picture 4.27 LR and HR	54
Picture 4.28 Paralel Node.....	55
Picture 4.29 Result	55
Picture 4.30 Final Comparison.....	55
Picture 4.31 Comparison between video in Indonesia and video example.....	56
Picture 4.32 Waveform video in Indonesia.....	56
Picture 4.33 Waverform in the sample video.....	56
Picture 4.34 Final comparison video.....	57
Picture 4.35 Final comparison waveform	57
Picture 4.36 Comparison between video in Indonesia and video example.....	58
Picture 4.37 Waveform video in Indonesia.....	58
Picture 4.38 Waveform in the sample video	59

Picture 4.39 Final comparison video.....	59
Picture 4.40 Final comparison waveform	60
Picture 4.41 Comparison between video in Indonesia and video example.....	60
Picture 4.42 Waveform video in Indonesia.....	61
Picture 4.43 Waveform in the sample video	61
Picture 4.44 Final comparison video.....	62
Picture 4.45 Final comparison waveform	62
Picture 4.46 Comparison between video in Indonesia and video example.....	63
Picture 4.47 Waveform video in Indonesia.....	63
Picture 4.48 Waveform in sample video	64
Picture 4.49 Final comparison video.....	64
Picture 4.50 Final comparison waveform	65
Picture 4.51 Rendering process.....	65

ABSTRACT

The problem that often occurs in a post-production live shoot is the difference in color produced during a production session that may be taken on different days, times and weather.

Color Grading is a color adjustment process in the video to improve the quality to match the concept, story line, and other things that affect the atmosphere in the film, but the rise of the use of Color Grading templates makes all the cinematography in the video have the same color characters. Whereas each object in the video has a different color value.

Node Strategy technique is a way to do Color Grading to each object in the hope of helping to improve the quality of cinematography in the video.

Keyword: Color Grading, Color Correction, Node Strategy, Summer, Autumn

