

**DESIGNING AND MAKING OF INFOGRAPHIC ANIMATION VIDEO
OF THE INSTITUTE OF THE STUDY OF PAPUAN WOMEN'S AND
CHILDREN'S EMPOWERMENT (LP3AP)
USING THE MOTION GRAPHIC**

UNDERGRADUATE THESIS



by

Elsye Omegaputri Moiwend

15.61.0041

**UNDERGRADUATE PROGRAM
DEPARTMENT OF INFORMATICS
FACULTY OF COMPUTER SCIENCE
UNIVERSITAS AMIKOM YOGYAKARTA
YOGYAKARTA
2019**

**DESIGNING AND MAKING OF INFOGRAPHIC ANIMATION VIDEO
OF THE INSTITUTE OF THE STUDY OF PAPUAN WOMEN'S AND
CHILDREN'S EMPOWERMENT (LP3AP)
USING THE MOTION GRAPHIC**

UNDERGRADUATE THESIS

Submitted to the Faculty of Computer Science of
Universitas Amikom Yogyakarta
as a partial fulfilment of the requirement for bachelor degree



by

Elsye Omegaputri Moiwend

15.61.0041

**UNDERGRADUATE PROGRAM
DEPARTMENT OF INFORMATICS
FACULTY OF COMPUTER SCIENCE
UNIVERSITAS AMIKOM YOGYAKARTA
YOGYAKARTA
2019**

APPROVAL

UNDERGRADUATE THESIS

**DESIGNING AND MAKING OF INFOGRAPHIC ANIMATION VIDEO
OF THE INSTITUTE OF THE STUDY OF PAPUAN WOMEN'S AND
CHILDREN'S EMPOWERMENT (LP3AP)
USING THE MOTION GRAPHIC**

by

**Elsye Omegaputri Moiwend
15.61.0041**

It has been approved by Thesis Supervisor
At the date of April 9th, 2019

Supervisor,

**Mei P. Kurniawan, M.Kom.
NIK. 190302187**

APPROVAL PAGE
UNDERGRADUATE THESIS

**DESIGNING AND MAKING OF INFOGRAPHIC ANIMATION VIDEO
OF THE INSTITUTE OF THE STUDY OF PAPUAN WOMEN'S AND
CHILDREN'S EMPOWERMENT (LP3AP) USING THE MOTION
GRAPHIC**

by
Elsye Omegaputri Moiwend
15.61.0041

has been maintained in front of the Examiners on April 24th, 2019

The Examiners

Name of Examiners

Arifiyanto H., S.Kom, MT
NIK. 190302289

Tonny Hidayat, M.Kom.
NIK. 190302182

Mei P. Kurniawan, M.Kom.
NIK. 190302187


Signatures



This undergraduate thesis has been accepted as one of the requirements
To achieve a Bachelor of Computer degree

May 3rd, 2019

DEAN OF FACULTY OF COMPUTER SCIENCE



Krisnawati, S.St, M.T.
NIK. 190302038

STATEMENT

I, the undersigned below state that, this thesis is my own work (ORIGINAL), and the contents of this Thesis cannot be used by others to buy academic degrees conducted by higher education themselves, and all my knowledge has no work or articles that have been written and/or published by other people, except those stated in this text and in the bibliography.

Everything related to the script and the work that has been made is my personal responsibility.

Yogyakarta, May 15th 2019



Elsye Omegaputri Moiwend

NIM. 15.61.0041

MOTTO

*"There are many devices in a man's heart; nevertheless the counsel of the LORD,
that shall stand."
(Proverbs 19:21)*

*"Everything should be made as simple as possible, but not simpler"
(Albert Einstein)*

*"Like mate, Stop Procrastinating"
(Christopher Bang)*

*"Do it now. Sometimes "later" can be "never"
(Anonymous)*

*"Keep a cool head and warm heart"
(Mike Love)*

*"You Know, I guess one person can make a difference. 'Nuff said..."
(Stan Lee)*

ACKNOWLEDGEMENTS

I Thank God Almighty, for all the pleasures of life and the opportunity to hold knowledge, so that the author can complete the thesis entitled “Designing And Making of Infographic Animation Video of The Institute Of the Study Of Papuan Women’s and Children’s Empowerment (LP3AP) Using the Motion Graphic”. This thesis is prepared as one of the requirements to achieve a Bachelor Degree in Computer Science. During the preparation, research, and finalization of this thesis, the author was assisted, guided, and supported by various parties. The author would like to say thank you profusely for all support which has been given, either directly or indirectly until this final thesis has completed. Particular acknowledgment is given to :

1. Almighty God for His Grace, love, strength, health, and blessing so that I am able to finish this thesis.
2. Special Thanks and respect to my parents and my family for their outstanding support for me with their prayer, love, financial and morals supports.
3. The lecturers who have been sincerely willing to take their time to guide and advised me, providing invaluable guidance and lessons, therefore, I am able to finish my study and achieve my Bachelor Degree in Computer Science.
4. The Institute Of the Study Of Papuan Women’s and Children’s Empowerment (LP3AP), especially to the Director, Ms. Akmiati S and her staffs who allowed me to conduct my research and learn from this organization.
5. Best Friends and friends especially from Class 15 BCI – 01. I can’t forget Sasa, Asih, Ava and especially Rico who are always there for me, especially when things went wrong.

PREFACE

Give thanks to Almighty God for His blessings and gifts so that the author be able to complete the thesis on time with the title “Designing And Making of Infographic Animation Video of The Institute Of the Study Of Papuan Women’s and Children’s Empowerment (LP3AP) Using the Motion Graphic”. This thesis is written as one of the requirements to achieve a Bachelor Degree in Computer Science from Universitas Amikom Yogyakarta. During the study as well as the process of completing the Thesis, the author had been supported by the lecturers and the university's staffs, who have provided facilities, assistance, and advises the author, therefore, I would like to acknowledge :

1. Mr. Prof. Dr. M. Suyanto, MM, the Chancellor of the Amikom University in Yogyakarta
2. Mr. Mei P Kurniawan, M.Kom. as a supervisor who has spent a lot of time and energy advising the author during the preparation of this thesis.
3. Lecturers at Amikom University Yogyakarta who have provided writers with several useful disciplines.
4. The Staff members of the University who always provide us with their assistance for our academic administration requirements.

The author realises that this thesis might not perfect therefore the author is very open to any constructive criticism and suggestions. Hopefully, this thesis can be useful and add to our insight, especially about Video Infographics.

Yogyakarta, May 2019

Author

Elsye Omegaputri Moiwend

TABLE OF CONTENTS

Cover	ii
Approval	iii
Approval Page	iv
Statement	v
Motto	vi
Acknowledgments	vii
Preface	viii
Table Of Content	ix
List Of Tables	xii
List Of Figures	xiv
Abstract	xv
Chapter I Introduction	1
1.1 Background	1
1.2 Statement Of Problem	2
1.3 Objectives Of Research	3
1.4 Purpose And Objective	3
1.5 Research Method	4
1.5.1 Method Of Collecting Data	4
1.5.2 Analysis Methods	5
1.5.3 Design Methods	5
1.5.4 Development Methods	5
1.5.5 Testing Methods	5
1.5.6 Methods Of Implementation	6

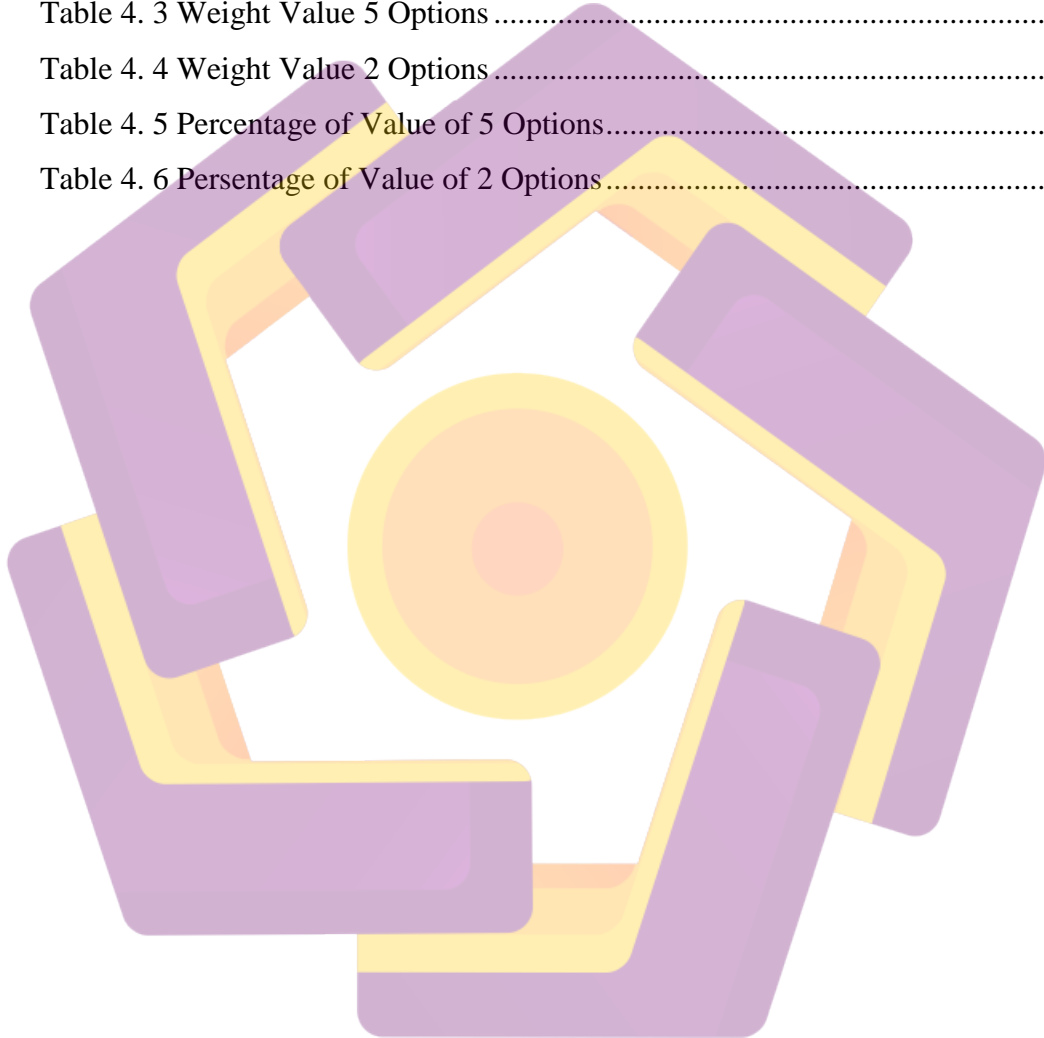
1.6 Outline	6
Chapter II Theoretical Foundation	8
2.1 Literature Review	8
2.2 Basic Concepts Multimedia.....	9
2.2.1 Definition Multimedia	9
2.2.2 The Elements Of Multimedia	9
2.2.3 Types Of Multimedia.....	11
2.3 Basic Concept Video	11
2.4 Basic Concept Infographic	11
2.4.1 Definition Of Infographic.....	11
2.4.2 Benefits Of Infographic.....	12
2.4.3 Types Of Infographic.....	12
2.5 Basic Concept Of Animation.....	13
2.5.1 Animation	13
2.5.2 2D Animation	13
2.6 Basic Concept Of Motion Graphic	13
Chapter III Analysis And Design	16
3.1 Literature Review	16
3.1.1 Brief Description Of LP3AP	16
3.1.2 Vision And Mission.....	17
3.2 Problem Analysis.....	17
3.3 Solution Which Applicable	18
3.4 SWOT Analysis.....	18
3.4.1 Strength Analysis.....	18

3.4.2 Weakness Analysis	18
3.4.3 Opportunities Analysis	19
3.4.4 Threat Analysis	19
3.4.5 SO Analysis	19
3.4.6 ST Analysis	19
3.4.7 WO Analysis	20
3.4.8 WT Analysis	20
3.5 Need Analysis	20
3.5.1 Functional Requirements	20
3.5.1.1 System Requirements	20
3.5.1.2 User Needs	20
3.5.2 Non – Functional Requirement	21
3.5.2.1 Hardware Requirements	21
3.5.2.2 Software Requirements	21
3.5.2.3 Brainware Needs	21
3.6 Pre – Production Phase	22
3.6.1 Data Collection	22
3.6.2 Design Ideas And Concepts	22
3.6.3 Design Character	22
3.6.4 Design Storyboard	25
Chapter IV Implementation And Discussion	36
4.1 Production Flow	36
4.2 Stage Production	36
4.2.1 Data Collection And Analysis	37

4.2.2 Data Visualization	37
4.2.3 Staining Character	37
4.2.4 Voice Recording For The Narration	38
4.2.5 Editing The Narrative Voice.....	38
4.2.6 Making Of Animations	39
4.2.7 File Management	41
4.3 Post – Production Phase	41
4.3.1 Editing	41
4.3.2 Compositing	42
4.3.3 Rendering	42
4.3.4 Testing	43
4.4 Implementation.....	44
4.4.1 Testing Questionnaire.....	44
4.4.2 Burning CD	51
4.5 Discussion.....	51
CHAPTER V CONCLUSION	52
5.1 Conclusion.....	52
5.2 Suggestion	52
REFERENCES	54
ATTACHMENTS	56
- Interview Result.....	56
- Questionnaire Google Form	66
SUBMISSION LETTER RESULT	69

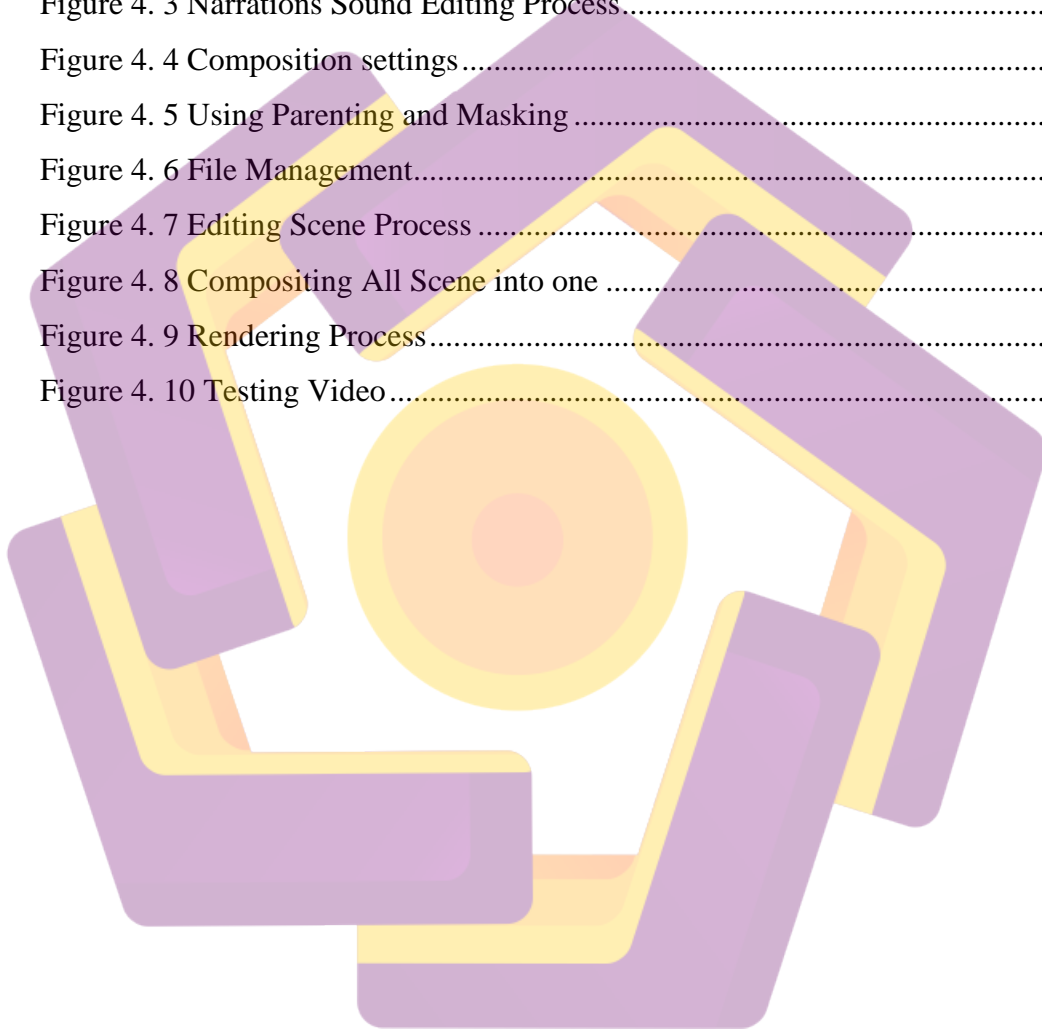
LIST OF TABLES

Table 3. 1 Standard Character	23
Table 3. 2 Design Storyboard	26
Table 4. 1 Question with 5 Choices along with Respondent's Answer	45
Table 4. 2 Question with 2 Choices along with Respondent's Answer	46
Table 4. 3 Weight Value 5 Options	47
Table 4. 4 Weight Value 2 Options	47
Table 4. 5 Percentage of Value of 5 Options	47
Table 4. 6 Percentage of Value of 2 Options	48



LIST OF FIGURES

Figure 2. 1 5 Elements Multimedia	9
Figure 4. 1 Production Flow	36
Figure 4. 2 Staining Character	38
Figure 4. 3 Narrations Sound Editing Process	39
Figure 4. 4 Composition settings	40
Figure 4. 5 Using Parenting and Masking	40
Figure 4. 6 File Management	41
Figure 4. 7 Editing Scene Process	41
Figure 4. 8 Compositing All Scene into one	42
Figure 4. 9 Rendering Process	43
Figure 4. 10 Testing Video	43



ABSTRACT

In this globalization era, the field of technology specifically for information technology has been widely used to support human life. Multimedia has also been used by various ages, both adults, parents and small children. Multimedia has become the main option to be used as a tool for business promotion, education, campaign, etc.

Technology Information or multimedia is specifically designed to help the interest of parties to provide effective information to reach a wider audience and has been designed according to the purpose of the information.

The aim of this thesis is to provide a process and analysis of the design and making of an infographic animation video of The Institute Of the Study Of Papuan Women's and Children's Empowerment (LP3AP) for education, public awareness, and campaign purpose, using the Motion Graphic. The content of the video is focusing on violence against women and children of Papua using a very specific approach for the Papuan people by using the local dialect, therefore, the message can be accepted by the audience.

Keywords: *Violence, Women, Children, Papua, Infographic Video, LP3AP, Motion Graphic*